





Micro SMT Broadband Conical Inductor



- Smallest SMT Conical Available
- Broadband performance to 65+ Ghz
- SMT style for volume manufacturing
- Low insertion loss -.35 dB
- Perfect for Fiber-Optic Applications

Micro SMT Conical Inductor Specification

Part Number	L (uH)	I max (mA)	Upper Freq. Limit (GHz) Typ.	Return Loss (dB) Typ.	Insertion Loss (dB) Typ.	Q Typ. @ 10 MHz	DCR Typ (Ohms)	Wire Size (AWG)	Foot Print (L x W) Inch	Carrier Color
CC20T44K240G5-C	.170	325	65+	-20	-.35	22-28	0.300	44	.040 x .060	Tan
CC25T47K240G5-C	.250	230	65+	-26	-.35	25-30	0.800	47	.040 x .060	Blue

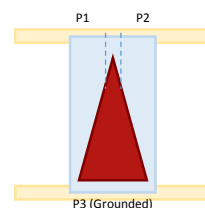
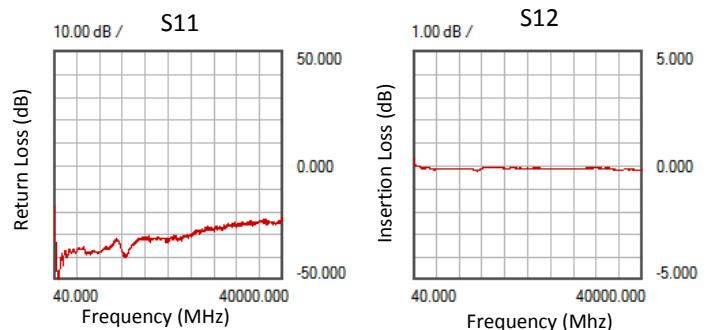
Custom conicals available upon request - Contact Piconics for more info.

S-Parameters available @ www.piconics.com/conical-inductors

Environmental:

Operating Temp.	-55°C to +155°C	
Storage Temp.	-55°C to +155°C	
RoHS Compliant	Yes	
Outgas	Meets ASTM E595 (Special Epoxy Required)	
FIT Rate	34 SR-332	
MSL Rating	1	
MTBF	29,695,225 Hours	
Soldering:	Max Temp	260°C
	Max # Reflow	3
	Max Time	10 seconds

Frequency Response:



Modelithics[®]
Equivalent circuit models



www.tect-electronics.com

香港: 00852-23337679

上海: 021-58789565

北京: 010-65671568

深圳: 0755-83278151

成都: 028-86283610

sales@tect.com.hk

salesSH@tect.com.cn

salesBJ@tect.com.cn

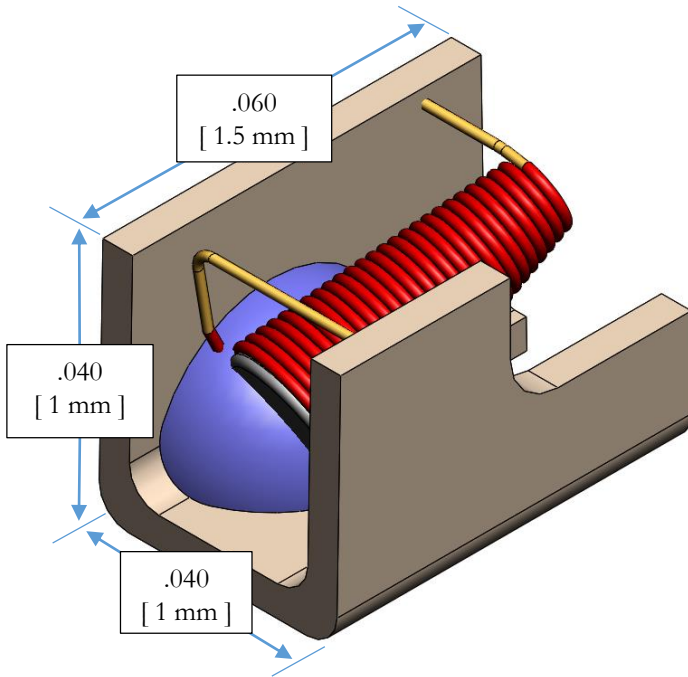
salesSZ@tect.com.cn

salesCD@tect.com.cn



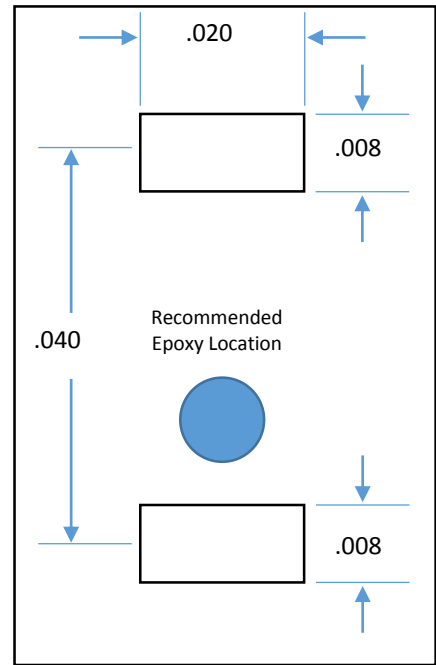
Mechanicals:

Not Drawn To Scale
Dimensions in Inches

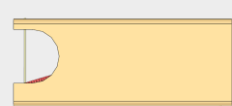
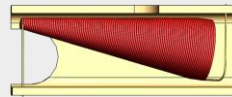


Recommended Foot Print:

* See "Mounting Instructions" on our website for additional mounting instructions. *



Tape & Reel Specs:

Part #	CC20T44K240G5-C CC25T47K240G5-C	Alignment notch denotes small end of coil. Top View  Bottom View 
Qty. Per Reel	1000 MAX/ Reel	
Tape Width	8 mm	
Pocket Pitch	4.0 mm	
Outside Reel Diameter	180 mm	

Notes:

1. L & Q are measure on an HP 4191A Rf Impedance Analyzer using a 16092A Spring Clip Fixture.
2. Idc Max is the DC current at which the device sees a 100°C temperature rise over an ambient temperature of 25°C.
3. Please see "Conical Frequency Range Measurement Document" to see process for determining the inductors frequency range.
4. Please see "Mounting Instructions" in our application data section of our website for additional mounting instructions.



香港: 00852-23337679
上海: 021-58789565
北京: 010-65671568
深圳: 0755-83278151
成都: 028-86283610

sales@tect.com.hk
salesSH@tect.com.cn
salesBJ@tect.com.cn
salesSZ@tect.com.cn
salesCD@tect.com.cn

