



North Industrial Area P.O.Box 268 Or-Aqiva 30600 ISRAEL

Tel: + 972 (0) 462 63891 Fax: + 972 (0) 4626 3715

E-mail: rfq@time.co.il URL: http://www.time.co.il

### Stratum-3 & Stratum-3E OCXO's

MODEL	OV51-S3E	OV82-S3	OV92-S3
APPLICATIONS	STRATUM-3		STRATUM-3E
FREQ' RANGE	1.00 MHz to 100 MHz		
CRYSTAL CUT	AT		SC
OVERALL FREQ' STABILITY	Including: Operating Temp' Range, Supply and Load Variations, 20 years of aging		
	± 4.6 PPM		± 1.5 PPM
HOLD OVER STABILITY	± 370 PPB/ day max.		± 10 PPB/ day max.
OPERATING TEMP' RANGE	See "How - To - Order" instructions Typical: 0° to +70°C		
OUTPUT WAVEFORM	See "How - To - Order" instructions HCMOS, TTL, Sinewave		
LOAD	3 Gates for logic output 50Ω for Sine Wave output		
SUPPLY VOLTAGE	See "How - To - Order" instructions		
WARM UP TIME	Typical: To within ± 50 PPB from final frequency in 5min @ 25°C		Typical: To within ± 500 PPB from final frequency in 10min @ 25°C
SUPPLY POWER (at 25° c )	3.5W for warm-up 1.5W Max. at steady state		
FREQ' PULLING RANGE	± 1.5 PPM Min. by external voltage		± 4.6 PPM Min. by external voltage
	Covers 20 years of overall stability		
CONTROL VOLTAGE RANGE	+0.5 to Vcc-0.5V		
SLOPE	Positive		
LINEARITY	± 10% Max.		
REFERENCE VOLTAGE	Per customer requirement		

## Environmental Conditions

### SHOCK

IEC 68-2-27 (Test Ea) 30G, 18 mSec, Half Sine

### VIBRATION

IEC 68-2-6 (Test Fc), 0.35mm, 5G, 10-2000Hz, 6 cycles/ axis

### THERMAL SHOCK

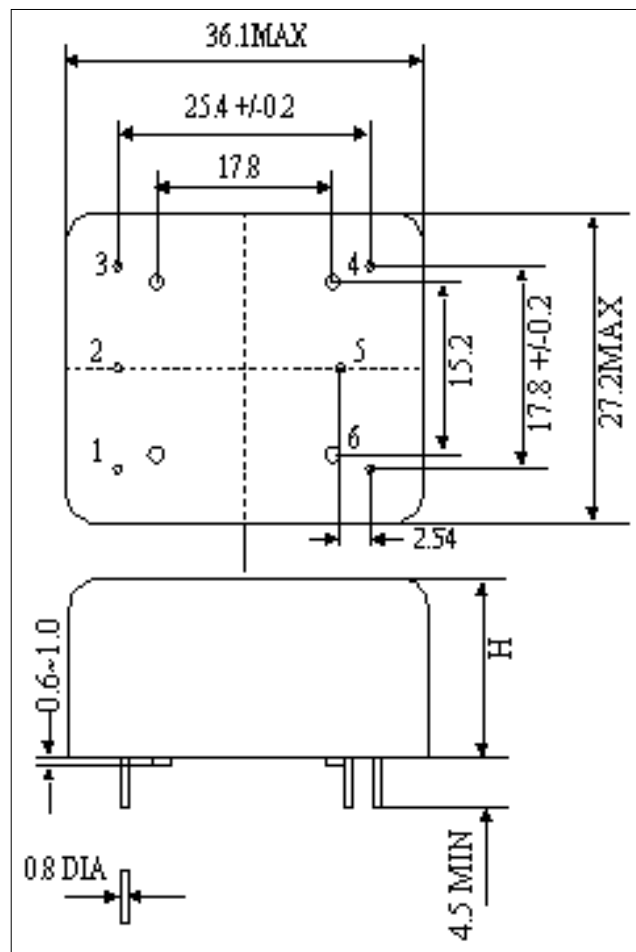
IEC 68-2-14 (Test Na), 30 min. in each extreme temperature

## OV51-S3E

Package	H{ mm}
OV51-S3E	20

Pin	Function
1	Control Voltage
2	Reference Voltage
3	Supply Voltage
4	RF Output
5	N.C
6	GND/CASE

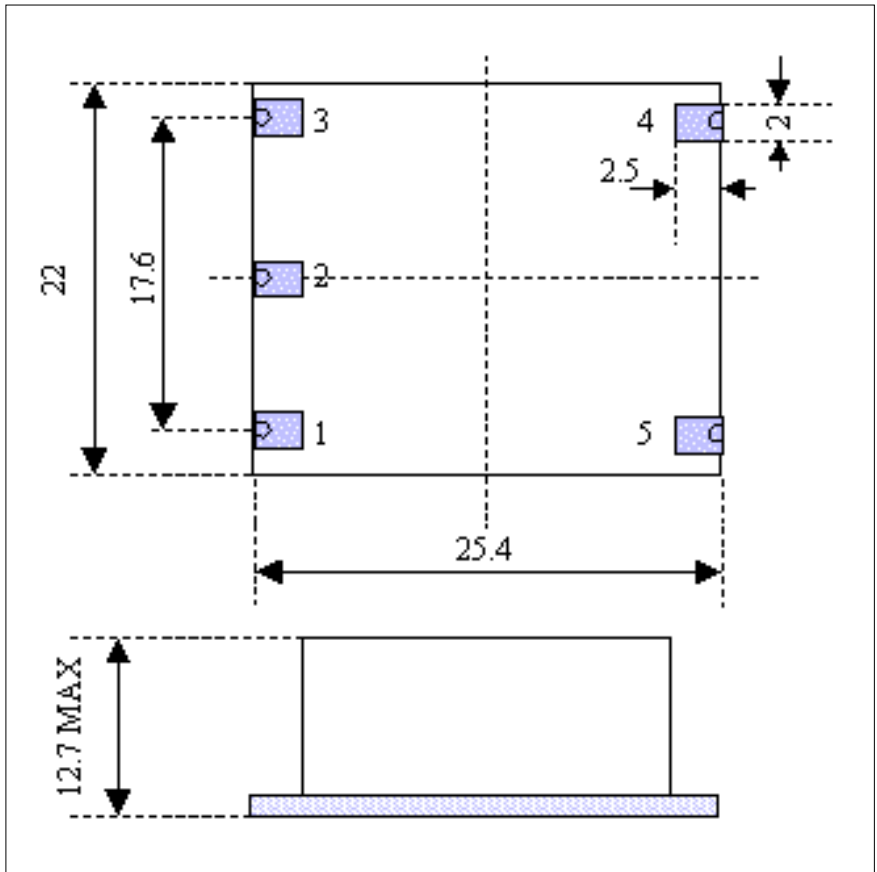
Dimensions in mm.



### OV82-S3

Pin	Function
1	V Control
2	Ref. Out
3	Vcc
4	Output
5	GND

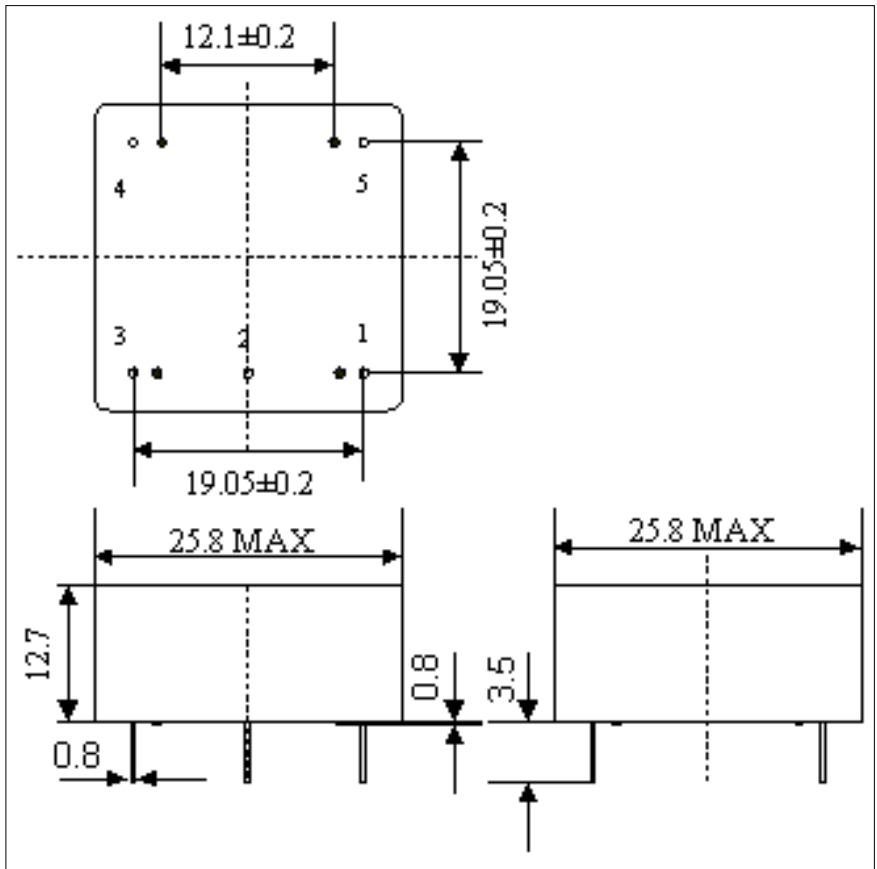
Dimensions in mm.



### OV92-S3

Pin	Function
1	Output
2	GND
3	V Control
4	Ref. Out
5	Vcc

Dimensions in mm.



[Stratum-3 & Stratum-3E OCXO's](#) [to top](#)