

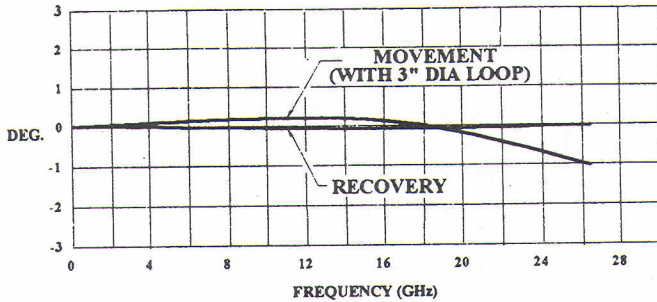
Flexco Microwave, Inc.

PO Box 115, 17 Karrville Road
Port Murray, NJ 07865
Telephone 908-835-1720
Fax 908-835-0002
E-mail sales@flexcoMW.com
http://www.FlexcoMW.com



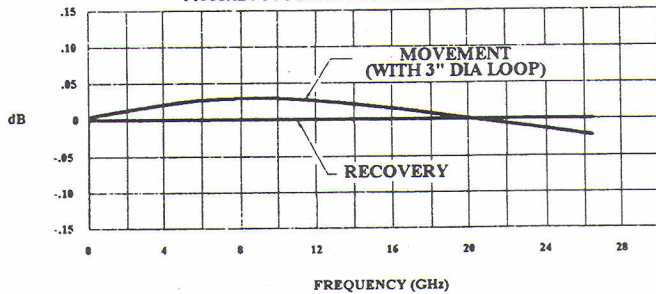
NTC195 VANA Test Cable
to 26.5 GHz

PHASE MOVEMENT AND RECOVERY vs. FREQ.
TYPICAL 3 FT FLEXCO NETWORK ANALYZER CABLE



NTC195 VANA Test cables exhibit excellent phase stability when flexed permitting truly accurate measurements.

AMPLITUDE STABILITY VS. FREQUENCY
TYPICAL 3 FT FLEXCO NETWORK ANALYZER CABLE

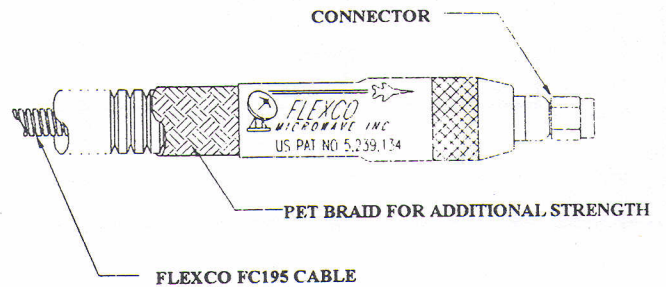


Change in amplitude measures less than 0.05 dB when flexed and returns virtually to zero when uncoiled.

Electrical Characteristics:

Nominal Impedance:	50Ω
Velocity of Propagation:	74%
Effective Dielectric Constant:	1.83
Time Delay:	1.37 ns/ft
Shielding Effectiveness:	-90 dBc min.
Nominal Capacitance:	28 pF/ft
Dielectric Withstanding Voltage:	0.5 KV (rms)
Maximum Frequency:	26.5 GHz
Ø vs. Min. Bend Radius:	1° max. to 26.5 GHz
Maximum VSWR:	1.30:1

Insertion loss values at specific frequencies can be calculated by using the information provided on the FC195 Flexible Coaxial Cable specification sheet.



Physical Characteristics:

Center Conductor:	Stranded Silver Plated Copper (SPC) per ASTM-B8
Dielectric:	PTFE per L-P-403
Outer Conductor:	Strip wound oxygen free Copper per UNS 10200
Min. Bend Radius:	1.5"
Operating Temperature:	-40°C to +120°C
Protective Jacketing:	Non-metallic corrugated tubing
Outer Braid:	Polyester - PET
Cable Assembly Outer Diameter:	0.50" nominal

Available Connectors:

3.5 mm:	Plug, Jack, NMD
SMA:	Plug, Jack
N:	Plug, Jack
APC-7:	Sexless
K:	Plug, Jack, NMD
2.4 mm:	Plug, Jack, NMD
TNC:	Plug

Please refer to Table 1 in the *Ordering Information* section for maximum connector frequencies and Flexco designation.