

SM2120 Harsh Environment Differential Pressure Die



**SILICON
MICROSTRUCTURES
INCORPORATED**
Member of the ELMOS Group

Product Number: SM2120

HIGHLIGHTS

- Small profile
- High volume, low cost for OEM use
- Mountable on ceramic or PCB substrates
- Available for proprietary and custom packaging
- Harsh Environment


TYPICAL APPLICATIONS

- Exhaust Gas Recirculation (EGR)
- Media Resistant
- Medical Instrumentation
- Industrial Controls
- Engine Controls

FEATURES

- High Volume, Cost Effective
- Gage Configuration without constraint wafer
- Constant Voltage Drive
- Millivolt Output
- Available in 0.35 & 1.0 bar (5 & 15 PSIG) full-scale
- Ratiometric with Supply Voltage up to 10 V

Covered under U.S. Patent 5,812,047.



DESCRIPTION

The SM2120 is a silicon micro-machined, piezoresistive pressure sensing die utilizing a noble Metallization for media resistance. These devices are available in full-scale ranges from 0.35 to 1.0 bar (5 & 15 PSIG) and are ideal for OEM and high-volume applications.

Provided in die form, these sensors can be mounted on ceramic or PC board substrates as part of an OEM system. They also may be packaged into proprietary or application specific sensor lines.

Dies are electrically probed, diced, inspected, and shipped on tape.





Product Number: SM2120

ABSOLUTE MAXIMUM RATING TABLE FOR SM2120 DIE

All parameters are specified at $V_{SUPPLY} = 5.00$ V DC supply at room temperature, unless otherwise noted.

No.	Characteristic	Symbol	Minimum	Typical	Maximum	Units
1	Excitation Voltage ^(a)	V_{SUPPLY}	—	—	10	V
2	Proof Pressure ^(b)	P_{PROOF}	500	—	—	%FS
3	Burst Pressure ^(b)	P_{BURST}	700	—	—	%FS
4	Operating Temperature ^(b)	T_{OP}	-40	—	125	°C
5	Storage Temperature ^(b)	T_{STG}	-55	—	150	°C

NOTES:

(a) Bridge may be driven with positive or negative voltage as long as V_{sub} is not connected

(b) Tested on a sample basis

OPERATING CHARACTERISTICS FOR SM2120 DIE

All parameters are specified at $V_{SUPPLY} = 5.00$ V DC supply at room temperature, unless otherwise noted.

No.	Characteristic	Symbol	Minimum	Typical	Maximum	Units
6	FS Span (0.35 Bar) ^(b, c)	V_{SPAN}	125	145	175	mV
7	FS Span (1.0 Bar) ^(b, c)	V_{SPAN}	135	155	185	mV
8	Zero Offset	V_{OFFSET}	-50	19	50	mV
9	TC Span ^(b)	TCS	-0.24	-0.19	-0.155	%FS/°C
10	TC Resistance	TCR	0.30	0.34	0.40	%/°C
11	TC Zero Offset ^(b, c)	TCZ	-0.03	-0.01	0.03	%FS/°C
12	Linearity ^(b, d)	NL	-0.3	±0.1	0.3	%FS
13	Bridge Resistance	R_B	3.6	4.3	5.4	kΩ

NOTES:

(a) Bridge may be driven with positive or negative voltage as long as V_{sub} is not connected

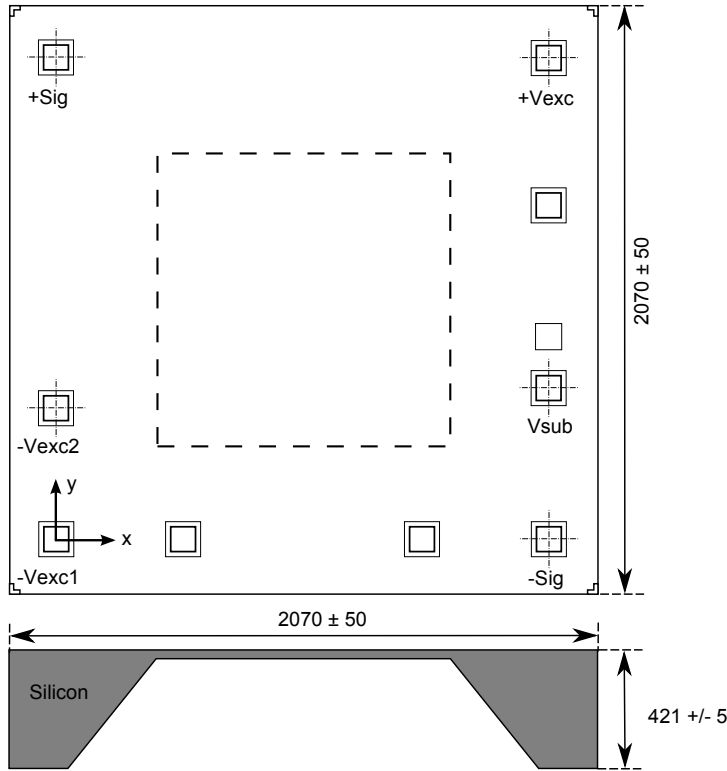
(b) Tested on a sample basis

(c) Determined by measurements taken at 25°C & 75°C

(d) Defined as best fit straight line

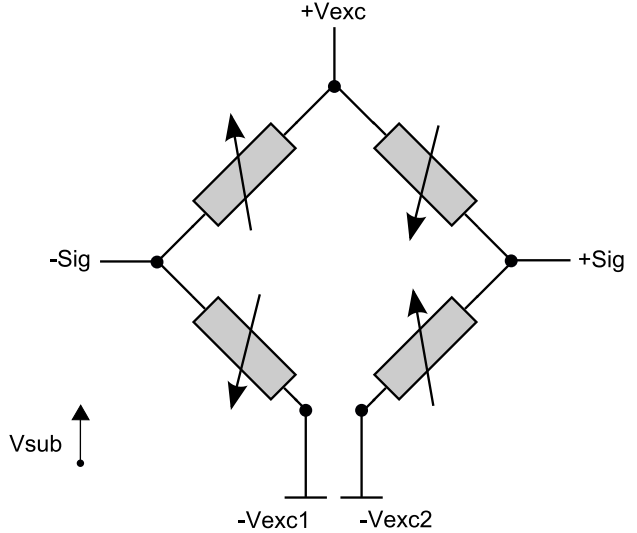
Product Number: SM2120

Diagrams and Dimensions



All dimensions are in Micrometer

Pad-Out



Protected under USA Mask Copyright. All Rights Reserved

Typical Operation		
PAD DESCRIPTION	TYPE	VALUE
-Vexc1	Power	0 V
+Vexc	Power	+5 V
+Sig	Analog Out	-
-Vexc2	Power	0 V
-Sig	Analog Out	-
Vsub	Power	+5 V

Pad Sizes = 100 x 100

Coordinates (x, y)

- Vexc1: (0, 0)
- Sig: (1750, 0)
- Vexc2: (0, 429)
- Vsub: (1750, 496)
- +Sig: (0, 1692)
- +Vexc: (1750, 1692)

Ordering information

Order Code	Full-Scale Pressure Range	Pressure Type	Minimum Order Quantity (MOQ)
SM2120-005-G	.35 Bar / 5.08 PSI	Gage	2 Wafers ≈ 900 Die Per Wafer (Actual die quantity subject to +/- 10% yield variance)
SM2120-015-G	1.0 Bar / 15 PSI		

For samples, please contact: sales@si-micro.com



Product Number: SM2120

Silicon Microstructures Warranty and Disclaimer:

Silicon Microstructures, Inc. reserves the right to make changes without further notice to any products herein and to amend the contents of this data sheet at any time and at its sole discretion.

Information in this document is provided solely to enable software and system implementers to use Silicon Microstructures, Inc. (SMI) products and/or services. No express or implied copyright licenses are granted hereunder to design or fabricate any silicon-based microstructures based on the information in this document.

SMI makes no warranty, representation, or guarantee regarding the suitability of its products for any particular purpose, nor does SMI assume any liability arising out of the application or use of any product or silicon-based microstructure, and specifically disclaims any and all liability, including without limitation consequential or incidental damages. "Typical" parameters which may be provided in SMI's data sheets and/or specifications can and do vary in different applications and actual performance may vary over time. All operating parameters, including "Typicals", must be validated for each customer application by customer's technical experts. SMI does not convey any license under its patent rights nor the rights of others. SMI makes no representation that the circuits are free of patent infringement. SMI products are not designed, intended, or authorized for use as components in systems intended for surgical implant into the body, or other applications intended to support or sustain life, or for any other application in which the failure of the SMI product could create a situation where personal injury or death may occur. Should Buyer purchase or use SMI products for any such unintended or unauthorized application, Buyer shall indemnify and hold SMI and its officers, employees, subsidiaries, affiliates, and distributors harmless against all claims, costs, damages, and expenses, and reasonable attorney fees arising out of, directly or indirectly, any claim of personal injury or death associated with such unintended or unauthorized use, even if such claim alleges that SMI was negligent regarding the design or manufacture of the products.

SMI warrants goods of its manufacture as being free of defective materials and faulty workmanship. SMI standard product warranty applies unless agreed to otherwise by SMI in writing. Please refer to your order acknowledgement or contact SMI directly for specific warranty details. If warranted goods are returned to SMI during the period of coverage, SMI will repair or replace, at its option, without charge those items it finds defective. The foregoing is buyer's sole remedy and is in lieu of all warranties, expressed or implied, including those of merchantability and fitness for a particular purpose. In no event shall SMI be liable for consequential, special, or indirect damages.

While SMI may provide application assistance to aid its customers' design process, it is up to each customer to determine the suitability of the product for its specific application. The information supplied by SMI is believed to be accurate and reliable as of this printing. However, SMI assumes no responsibility for its use. SMI assumes no responsibility for any inaccuracies and/or errors in this publication and reserves the right to make changes to any products or specifications herein without further notice.

Silicon Microstructures, Inc.TM and the Silicon Microstructures, Inc. logo are trademarks of Silicon Microstructures, Inc. All other service or product names are the property of their respective owners.

© Silicon Microstructures, Inc. 2001-2012. All rights reserved.