



North Industrial Area P.O.Box 268 Or-Aqiva 30600 ISRAEL

Tel: + 972 (0) 462 63891 Fax: + 972 (0) 4626 3715

E-mail: rfq@time.co.il URL: http://www.time.co.il

Clock Oscillators, Miniature SMD packages

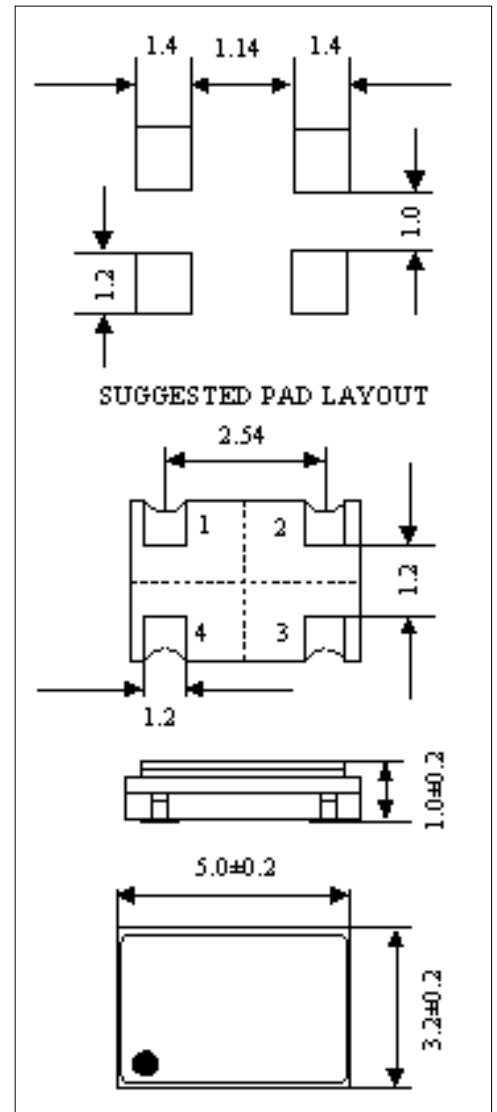
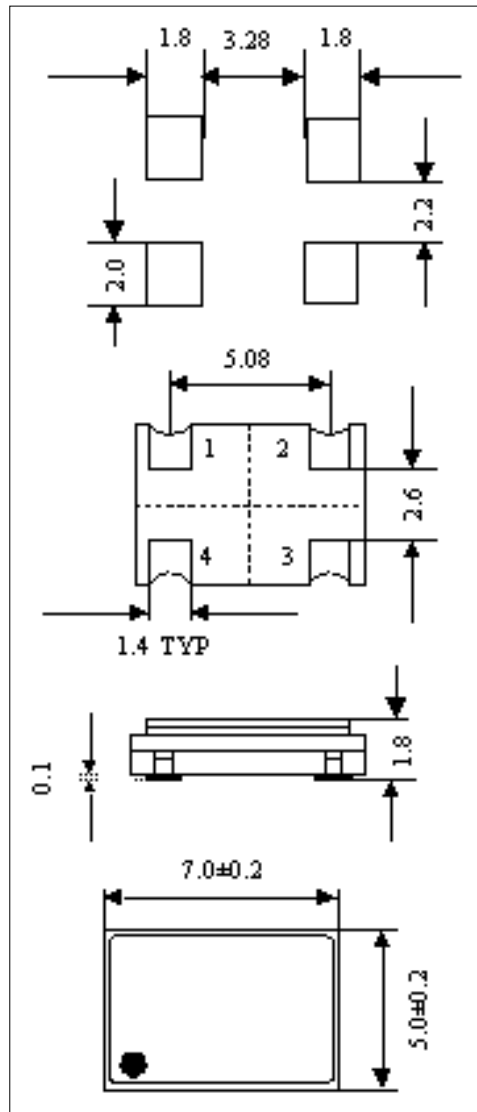
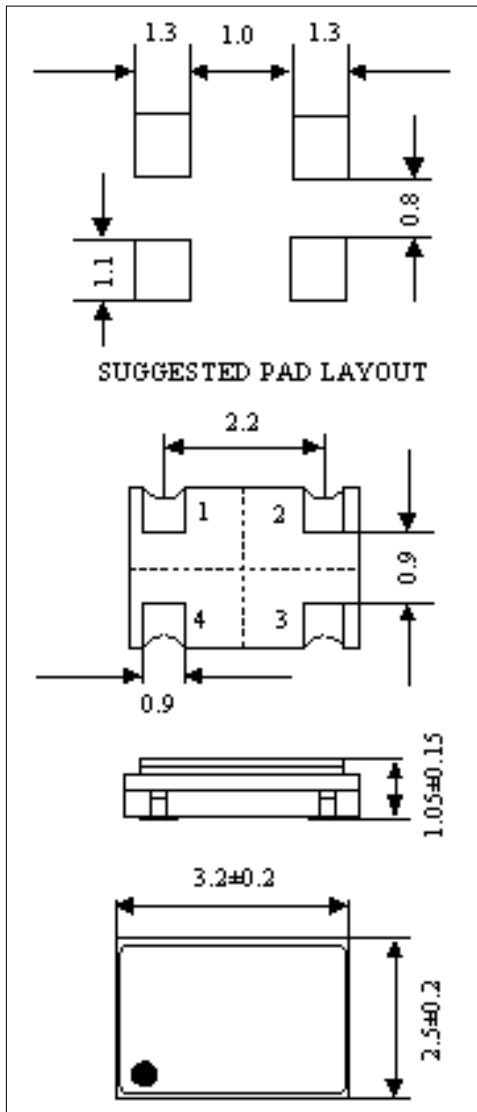
MODEL	C61	C62	C64	C67	C95
FREQ' RANGE	1.80 to 100.00 MHz		1.00 to 155.52 MHz		2.50 to 75.00 MHz
TOTAL FREQ' STABILITY	Standard: ± 50 PPM, Optional: ± 25 PPM Parameters included: Operating temp. Range, Calibration at +25°C, Supply & Load Variations, Aging				
OPERATING TEMP' RANGE	See "How - To - Order" instructions				
OUTPUT WAVEFORM	HCMOS Compatible High Level (VOH): 0.9Vcc Min. Low Level (VOL): 0.1Vcc Max. Symmetry: (50 \pm 10%) or (50 \pm 5%) Rise/ fall time: 5nSec Typ.				
LOAD	15pF Typ.				
SUPPLY VOLTAGE	3.3 Vdc	5.0 Vdc	3.3 Vdc	3.3 Vdc or 5.0 Vdc	
SUPPLY CURRENT	25 mA Max. for F < 25.00 MHz 35 mA Max. for frequencies between 25.00 MHz to 50.00 MHz 45 mA Max. for F > 50.000MHz				
ENABLE / DISABLE	Enable: High (above 2.2V) or open Disable (High Impedance): Low (below 0.8V)				
SMD PACKAGE	3.2 X 2.5 X 1.0 mm.	7.0 X 5.0 X 1.8 mm.	5.0 X 3.2 X 1.5 mm.		
	500 pc s min. Tape & Reel				

Environmental Conditions
SHOCK
IEC 68-2-27 (Test Ea) 30G, 18 mSec, Half Sine
VIBRATION
IEC 68-2-6 (Test Fc), 0.35mm, 5G, 10-2000Hz, 6 cycles/axis (Fig.2 Table V)
THERMAL SHOCK
IEC 68-2-14 (Test Na), 30 min. in each extreme temperature
SOLDERING HEAT
IEC 68-2-20A (230°C \pm 5°C 10 \pm 1)

C61, C62

C64, C67

C95



Pin	Function
1	E/D
2	GND
3	Output
4	Vcc

Dimensions in mm.

[Clock Oscillators, Miniature SMD packages](#)

[to top](#)